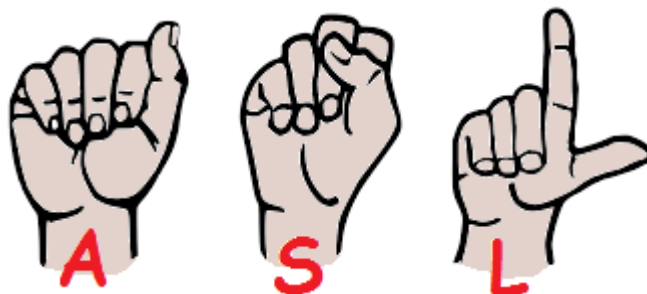


Santa's Quick Signing Conversations



American Sign Language

By Santa Thomas McDonald
Sadler, Texas

With special help from:

Mrs. Kat Imhausen Claus
Lighthouse1421@sbcglobal.net

and

Our Friends at
www.babysignlanguage.com


Table of Contents








Why Sign Language? _____	page 3
English Sign Language Alphabet _____	page 4
Let's Get Started! "I Love You" _____	page 5
Hello! What is Your Name? (How) Old (Are) You? Numbers 1-10 _____	page 6
Have You Been Good? _____	page 7
Good Morning, Good Night _____	page 8
Happy Birthday, Boy and Girl _____	page 9
Family Relationships-Father and Mother, Grandfather and Grandmother, Cousins-Boy and Girl _____	page 10
Christmas, Merry Christmas! (What Do) You Want (For) Christmas? _____	page 11
Christmas Tree, Happy New Year _____	page 12
Christmas Gift, God, Jesus _____	page 13
Cookie, Types of Cookies, Sugar Cookie _____	page 14
Chocolate Chip Cookie, Raisin Cookie, Santa and Santa's Wife _____	page 15
Santa's Reindeer's: Dasher, Dancer _____	page 16
Prancer, Comet, Cupid, Blitzen, Donner _____	page 17
Rudolph the Red Nosed Reindeer _____	page 18
Toys and Various Types of Toys- Baby Doll _____	page 19
More Toys!! Bicycle, Car, Tractor _____	page 20
More Toys!!! Ball, Football, Train, Puzzle _____	page 21
More Toys!!! Game, Video Game, Race Car _____	page 22
More Toys!!!! Robot, Dinosaur, Airplane, Roller Skates, Computer _____	page 23
Animals and Animal Toys! Bear, Dog, Cat, Kitten _____	page 24
More Animals and Animal Toys!! Stuffed Animal, Elephant, Giraffe _____	page 25
Even More Animals and Animal Toys!! Rabbit, Frog, Horse, Bird _____	page 26
A Lot More Animals and Animal Toys!!! Kangaroo, Lion _____	page 27
Even More Types of Gifts- Clothes, Pants, Shirt	
Much More Types of Gifts!! Shoes, Boots, Hat, Gloves, Backpack, Flashlight _____	page 28
Misc. Signs (What) Grade (Are) You? (Are) You Home Schooled? Good Job! _____	page 29
Angel, Fairy, Candy, Candy Cane _____	page 30
Cold, Milk, What is Your Favorite Color? _____	page 31
Various Colors! Red, Blue, Orange, Green _____	page 32
More Colors! Purple, Pink, Yellow _____	page 33
Christmas Signs, Stars, Candle, Various Emotions! Happy, and Sad _____	page 34
More Emotions! _____	page 35







Why Use Sign Language?







- **American Sign Language or ASL has six great benefits:**
 1. **Because it's Practical: less fussing and more fun.**
 - a. Young deaf children communicate non-verbally and they sometimes become frustrated, leading to tantrums and meltdowns. When Santa communicates with them on their level it often calms them down, encourages and reassures them that they are safe.
 - b. This makes for a much more positive and memorable experience for both the child and the parents.
 2. **It Is All Around Us**
 - a. The deaf community is very large. Because silence is the language they speak, it can go unnoticed by the hearing. As Santa you must expect that you will eventually encounter a child who signs. By signing to a deaf child you are speaking to their heart in their language. And when you do, notice how their face brightens, and their eyes light up?
 3. **It's Easy to Learn**
 - a. Sign language is easy to learn because it uses so many commonplace gestures.
 4. **It Allows Silence**
 - a. This can be especially helpful with autistic children who are easily disturbed by loud noises.
 5. **It's Exceedingly Useful**
 - a. Sign language can be the most used language you learn.
 - b. Ever needed to communicate to someone in a crowded room without shouting? Use sign language. Lose your voice? Use sign language. On the phone and need to communicate to someone in the room without breaking your conversation? Use sign language.
 6. **It's Beautiful**
 - a. Just watch a person use sign language. it looks like a work of art, like a graceful and beautiful ballet performance.








English Sign Language Alphabet



      
A B C D E F G

     
H I J K L M

     
N O P Q R S

      
T U V W X Y Z

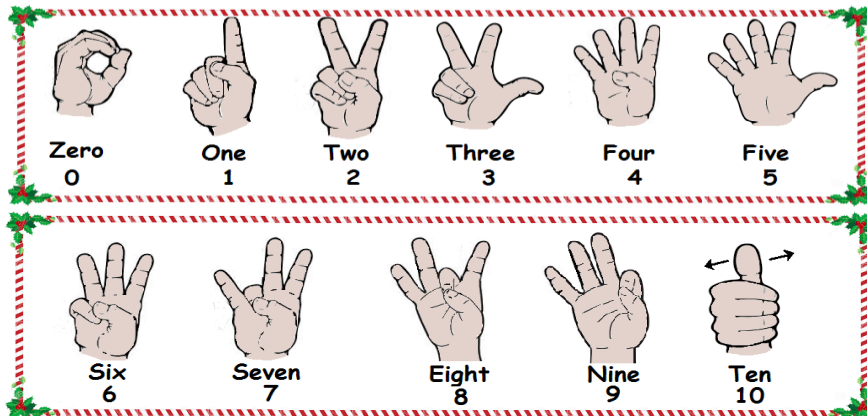


Let's Get Started!



"I LOVE YOU"



HELLO
My Name Is





NAUGHTY



NICE?

(Or you can also a use thumbs up sign.)



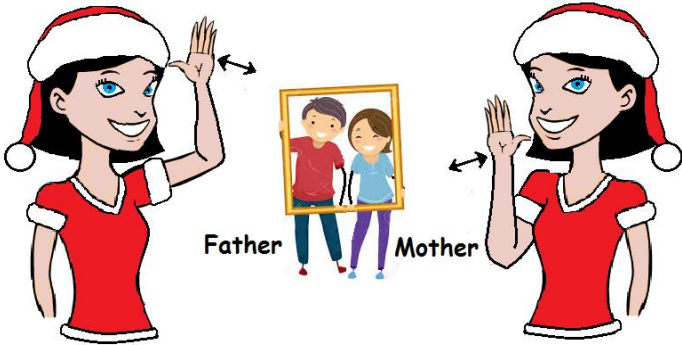


Happy Birthday!

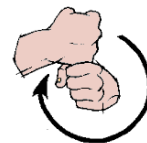


(The hand can be extended out in front to indicate the height of the child.)

Family Relationships!







Year!

(The right hand represents the earth, the left hand represents the sun, the right hand goes all the way the sun to make a new year.)



Gift

Christmas




God

Praise
 the Lord



JESUS

The
 reason
 for
 the
 season!

(Middle finger pointing
 to the nail prints.)



Church...

HAPPINESS
 IS FAMILIES
 WORSHIPPING
 TOGETHER!

("C" coming to rest on
 the other hand.)



Cookie

(Using your dominant hand making the letter "C" palm up, and using the other hand and twist and turn as if cutting a cookie. This sign is also used for both Biscuit or Muffin).

Types of Cookies:

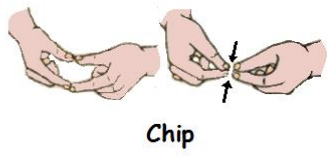


(Right hand making "U" brushing down just below the lips to the top of the chin.)





(Right hand "C", with the thumb as you are stirring the chocolate.)



(Tapping the letter "R" on your other hand.)



(Santa: both hands "C" and outline a large rounded beard. You may add your name sign as well.)



(Mrs. Claus: Santa, plus wife. You may also add her name sign as well.)



"Well, you know..."



Dasher
(The Running sign.)

and



Dancer *and...*
(The Dancing sign.)



Prancer

and



Vixen

and

(3 sign at forehead.)



Comet

and...

(One hand is the comet; the other hand is the tail moving across the sky.)



Cupid

and



Blitzen

and

(Thumb against chest with the fingers extended.)



Donner...

(The clown nose sign.)

"But do you recall..."

"The most "FAMOUS REINDEER of ALL?"




"Rudolph the Red Nosed Reindeer!"
(The "R" on nose followed by the Reindeer sign.)



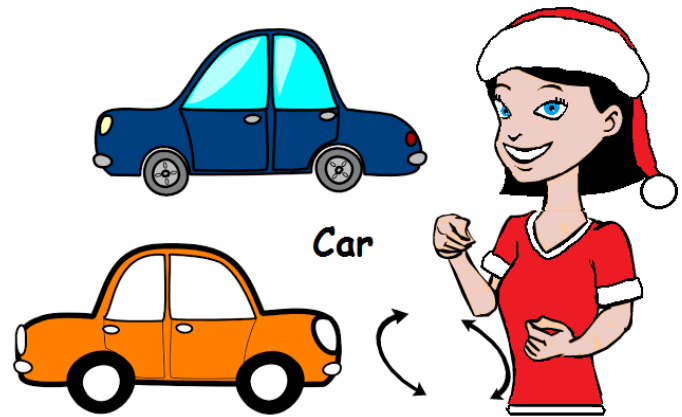



Both hands formed into the letter "T"
 (Caution: Be sure to use both hands, because one hand means Toilet!)

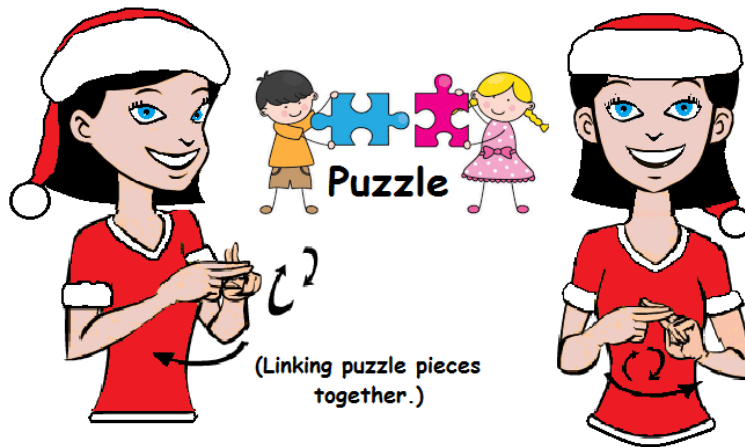

Various types of Toys!



More Toys!!




More Toys!!!



More Toys!!!!




Race Car




(The sign for Game and Car.)

More Toys!!!!

Robot



Dinosaur



Roarrrrrr!




Airplane



(The "I love you" sign flying off into the air.)


Roller Skates



Computer

(Using your non-dominant hand to show the keyboard, and the other hand into a "C" and tracing the outline of the monitor.)


Animals and Animal Toys!



More Animals and Animal Toys!!



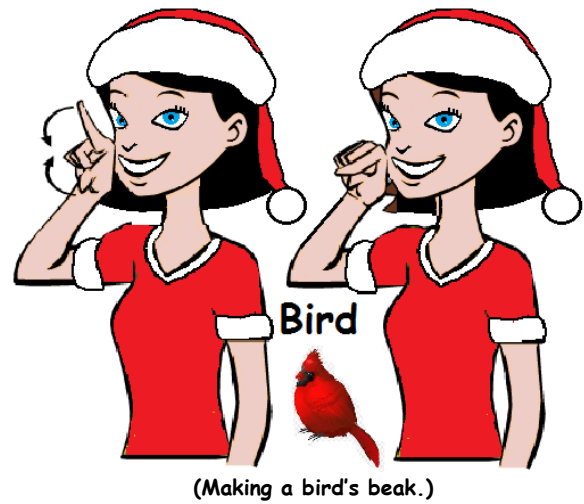


(As putting stuffing inside.)




(Placing fingertips just under the shoulders, and moving the elbows in and out showing the animal breathing.)



Even More Animals and Animal Toys!!!



A Lot More Animals and Animal Toys!!!



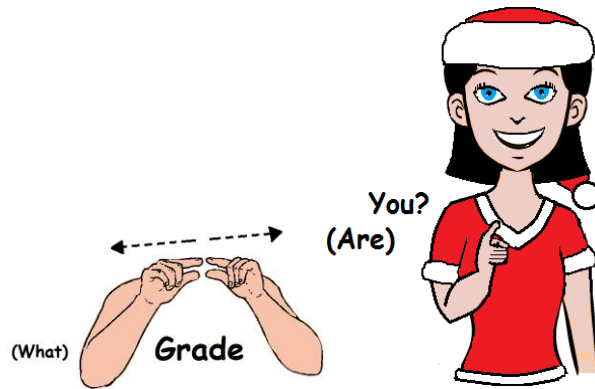
Even More Types of Gifts!



Much More Types of Gifts!!



Miscellaneous Signs





Angel

(The Wings of an Angel as it unfolds and slowly rises up.)



Fairy

(The same as Angel, except that move both hands as in gently flapping "Fairy Wings.")




Candy


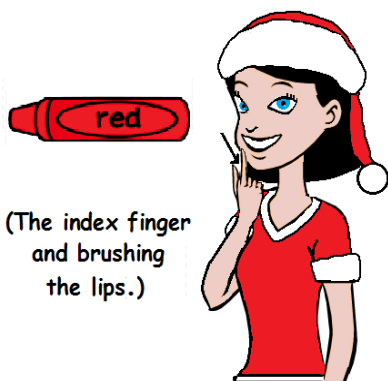
(Pointing to your sweet tooth, and twisting.)

Candy Cane


(Candy Cane sign: adding the motion of making a cane.)



Various Colors!



More Colors!



Christmas Signs



(Extend your index two fingers and hold them up together above your head. Raise and your lower both hands alternately. The sign looks like you are pointing out lots of different stars in the sky.)




(Hold up and wiggle your fingers at your wrist like the flickering of a candle, and with your other hand point at your wrist.)

Various Emotions!



(Being sure to make a HAPPY FACE!)



(Starting with a happy face move to a sad face.)

More Emotions!



Excited

(Similar to "happy," with more hand movement, with an excited expression.)



Angry

(Starting with a happy face and making an angry face with a claw.)



Frightened



Frustrated

(Raising the hand up to the face as if saying: "I've had it up to here.")